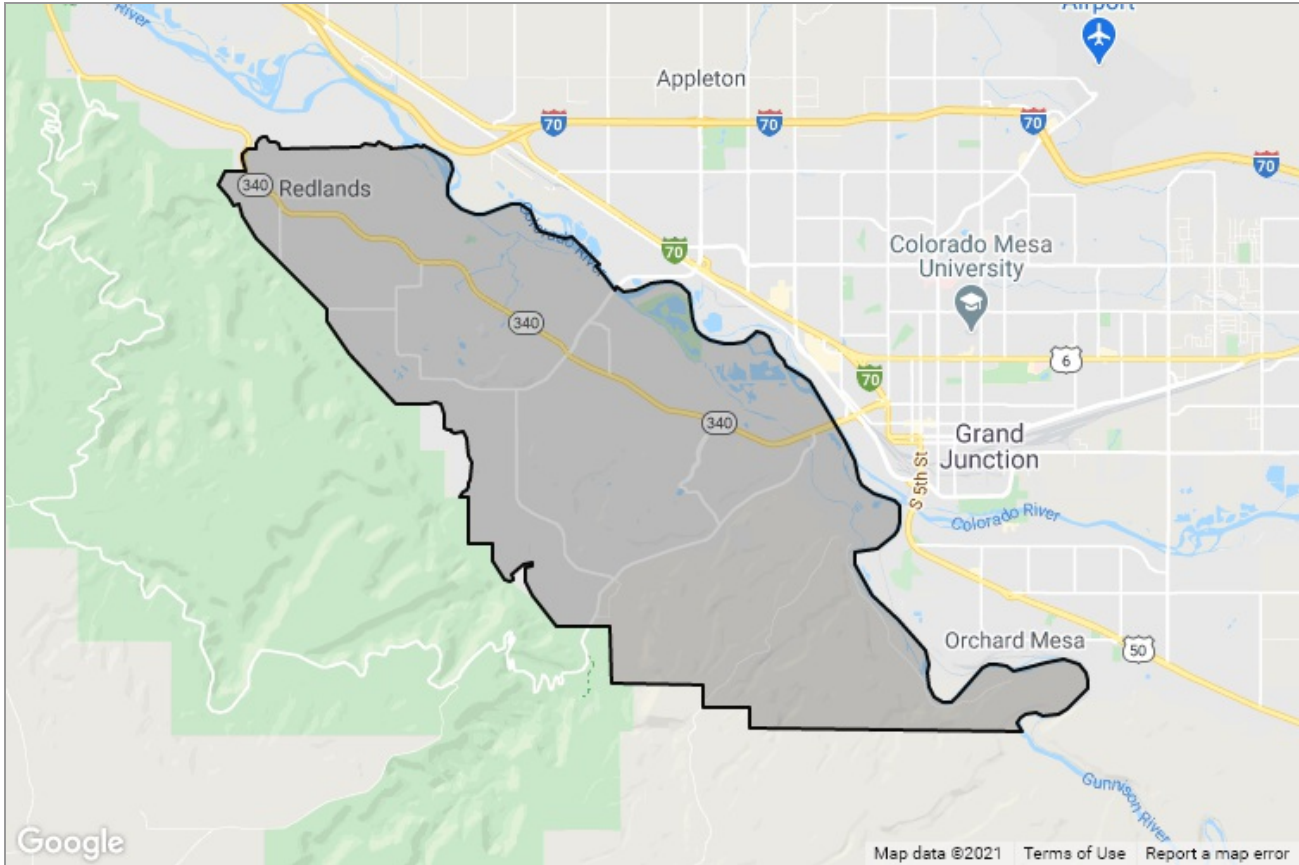


# CENTURY 21®

CapRock Real Estate

NEIGHBORHOOD REPORT

## Redlands Neighborhood, CO



Presented by

**Carol & Ris Cowan** | REALTOR®



**COWAN**  
HOME TEAM

**CENTURY 21**  
CapRock Real Estate

Work: (678) 457-1155 | Fax: (770) 720-7587

Main: [carolcowan@tds.net](mailto:carolcowan@tds.net)

Office: [www.CowanHomeTeam.com](http://www.CowanHomeTeam.com)

**CENTURY 21 CapRock Real Estate**  
2808 North Avenue  
Suite 400  
Grand Junction, CO 81501

# Neighborhood: Housing Stats and Charts

	Redlands	Redlands	Mesa County	Colorado	USA
Median Estimated Home Value	\$412K	—	\$286K	\$425K	\$254K
Estimated Home Value 12-Month Change	+7%	—	+9.7%	+8.2%	+4.2%
Median List Price	\$530K	—	\$345K	\$440K	\$118K
List Price 1-Month Change	-7.8%	—	+6.1%	+1.1%	-5.4%
List Price 12-Month Change	+6%	—	+8.1%	+4.7%	+7.6%
Median Home Age	36	—	38	39	41
Own	86%	86%	67%	65%	64%
Rent	14%	14%	33%	35%	36%
\$ Value of All Buildings for which Permits Were Issued	—	—	\$129M	\$10.2B	\$271B
% Change in Permits for All Buildings	—	—	+23%	+8%	+4%
% Change in \$ Value for All Buildings	—	—	-9%	+7%	+5%

## Median Sales Price vs. Sales Volume

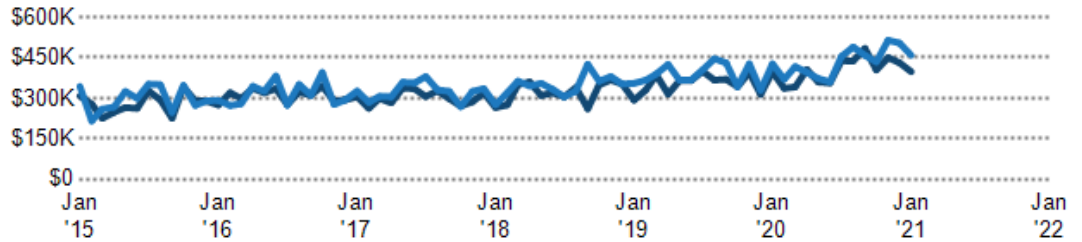
This chart compares the price trend and sales volume for homes in an area. Home prices typically follow sales volume, with a time lag, since sales activity is the driver behind price movements.

Data Source: Public records and listings data

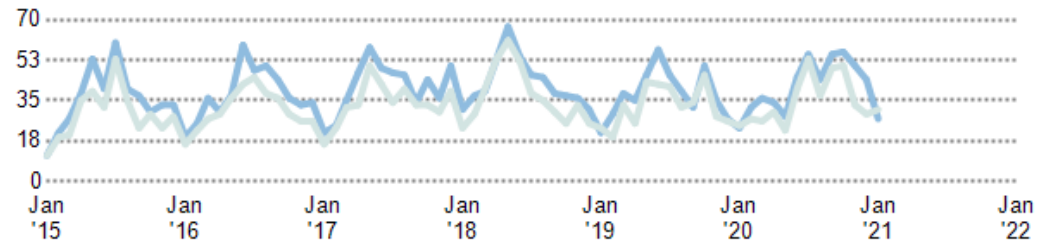
Update Frequency: Monthly

- Median Sales Price Public Records
- Median Sales Price Listings
- Sales Volume Public Records
- Sales Volume Listings

Median Sales Price



Sales Volume



**Median Listing Price vs. Listing Volume**

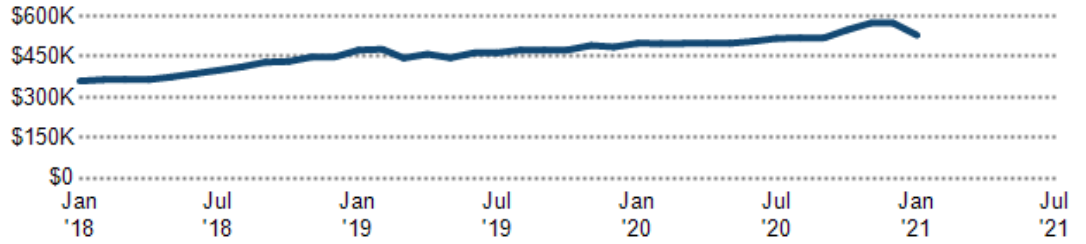
This chart compares the listing price and listing volume for homes in an area. Listing prices often follow listing volume, with a time lag, because supply can drive price movements.

Data Source: On- and off-market listings sources

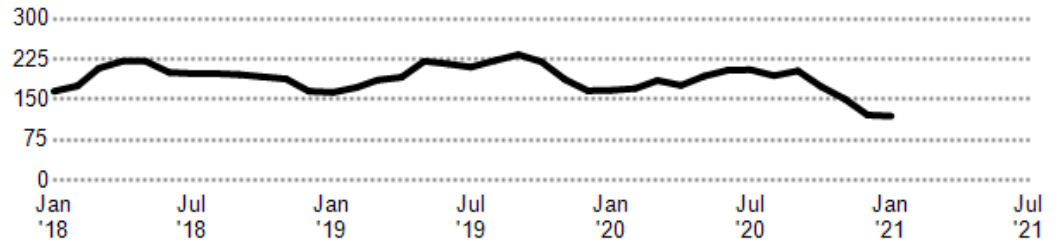
Update Frequency: Monthly

- Median List Price
- Listing Volume

Median List Price



Listing Volume



©2020 Century 21 Real Estate LLC. All rights reserved. CENTURY 21®, the CENTURY 21 Logo and C21® are registered service marks owned by Century 21 Real Estate LLC. Century 21 Real Estate LLC fully supports the principles of the Fair Housing Act and the Equal Opportunity Act. Each office is independently owned and operated. The programs described herein are available through participating offices and do not require the listing or purchase of real estate through a franchised office as a condition of participation. This promotion is void where prohibited. A consumer purchase of a product or service may result in the seller or service provider paying a fee or commission to the affiliated sales associate or broker who obtained the sale. All products and services are provided by the applicable service provider described herein. Neither Century 21 Real Estate LLC nor any of its respective franchisees or affiliated companies is providing any product or service in connection with the product or service described herein. Not all products and services are available in all states. Century 21 Real Estate LLC and its affiliates may receive compensation or other benefits, including goods and services, provided in connection with this promotion. Each affiliated sales associate and broker is responsible for complying with any consumer disclosure laws or regulations arising from participation in this program.