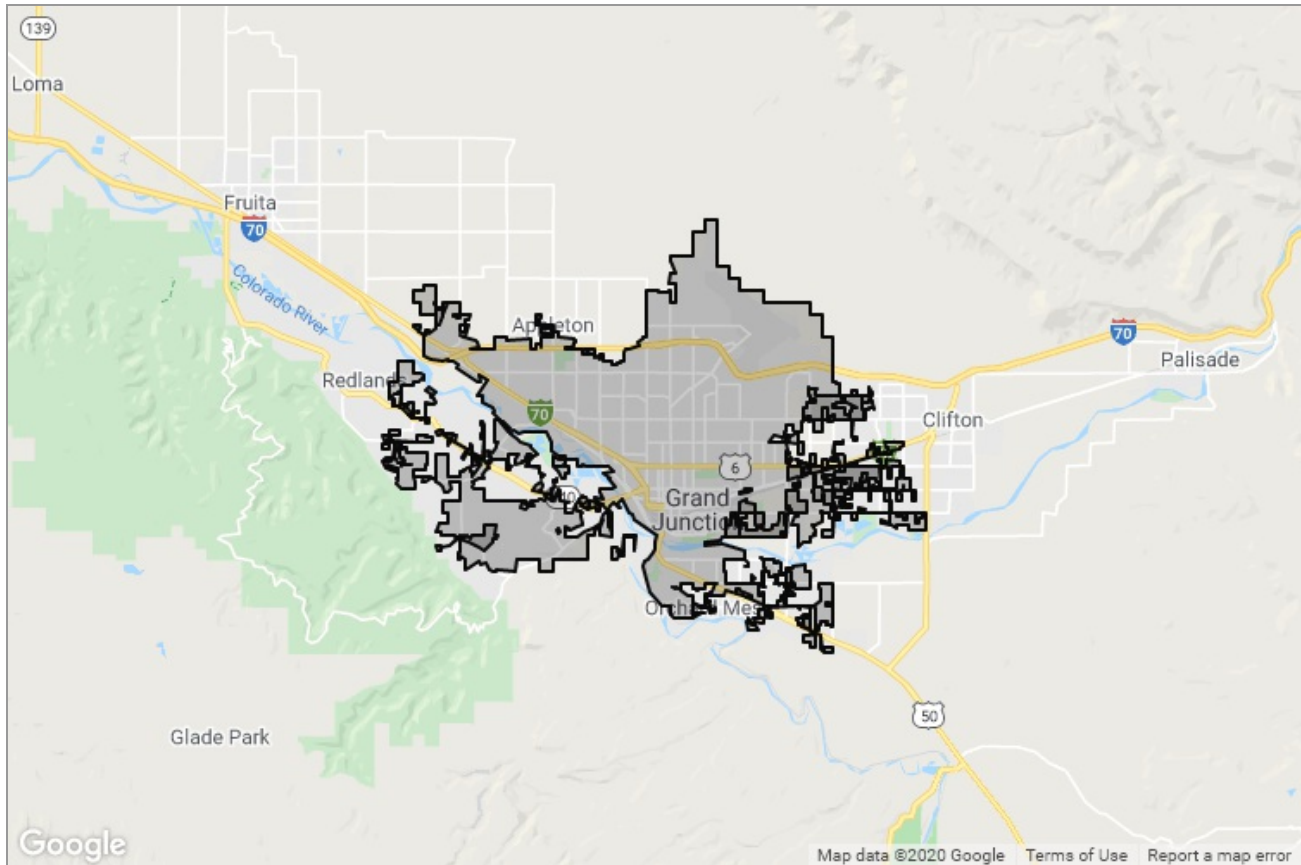


CENTURY 21®

CapRock Real Estate

NEIGHBORHOOD REPORT

Grand Junction, Colorado



Presented by

Carol & Ris Cowan | REALTOR®



COWAN
HOME TEAM

CENTURY 21
CapRock Real Estate

Work: (678) 457-1155 | Fax: (770) 720-7587

Main: carolcowan@tds.net

Office: www.CowanHomeTeam.com

CENTURY 21 CapRock Real Estate
2808 North Avenue
Suite 400
Grand Junction, CO 81501

Neighborhood: Housing Stats and Charts

	Grand Junction (City)	Mesa County	Colorado	USA
Median Estimated Home Value	\$275K	\$277K	\$419K	\$253K
Estimated Home Value 12-Month Change	+7.5%	+7.7%	+5%	+3.3%
Median List Price	\$325K	\$335K	\$442K	\$132K
List Price 1-Month Change	—	-0.1%	+0.3%	-2.1%
List Price 12-Month Change	+8.7%	+11.9%	+5.6%	+10.1%
Median Home Age	38	37	39	41
Own	57%	67%	65%	64%
Rent	43%	33%	35%	36%
\$ Value of All Buildings for which Permits Were Issued	—	\$129M	\$10.2B	\$271B
% Change in Permits for All Buildings	—	+23%	+8%	+4%
% Change in \$ Value for All Buildings	—	-9%	+7%	+5%

Median Sales Price vs. Sales Volume

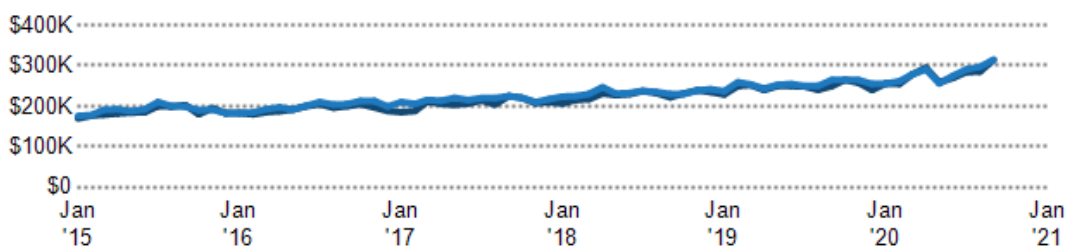
This chart compares the price trend and sales volume for homes in an area. Home prices typically follow sales volume, with a time lag, since sales activity is the driver behind price movements.

Data Source: Public records and listings data

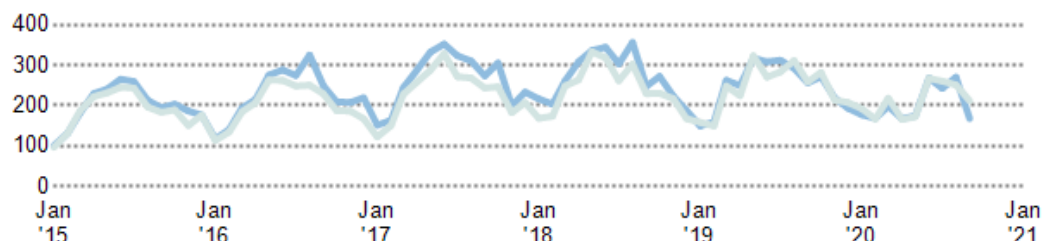
Update Frequency: Monthly

- Median Sales Price Public Records
- Median Sales Price Listings
- Sales Volume Public Records
- Sales Volume Listings

Median Sales Price



Sales Volume



Median Listing Price vs. Listing Volume

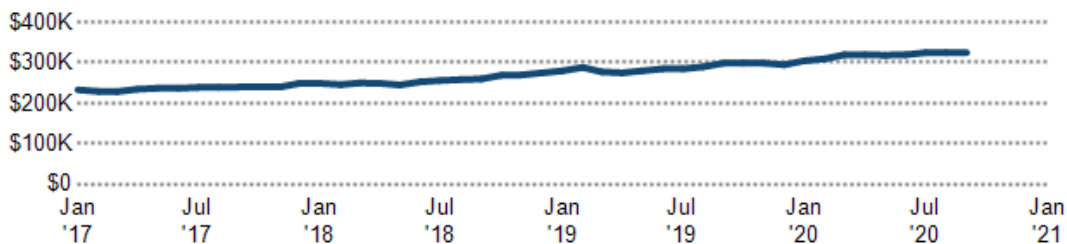
This chart compares the listing price and listing volume for homes in an area. Listing prices often follow listing volume, with a time lag, because supply can drive price movements.

Data Source: On- and off-market listings sources

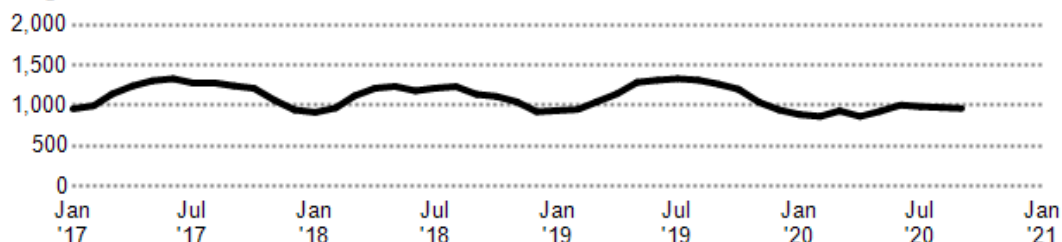
Update Frequency: Monthly

■ Median List Price
■ Listing Volume

Median List Price



Listing Volume



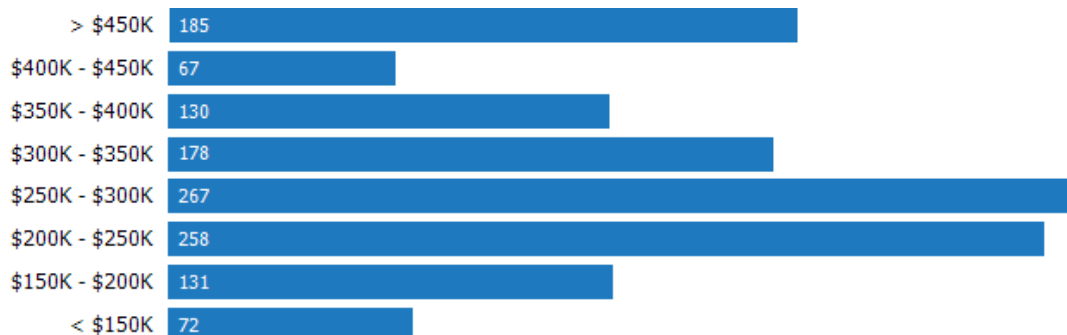
Price Range of Homes Sold

This chart shows the distribution of homes reported sold in the past six months within different price ranges in the area of your search. The amount shown for the subject property is sold data where available, or the property's estimated value when sales data are unavailable (such as a non-disclosure state) or provided in range format.

Data Source: Public records data

Update Frequency: Monthly

■ Sales Count By Price Range



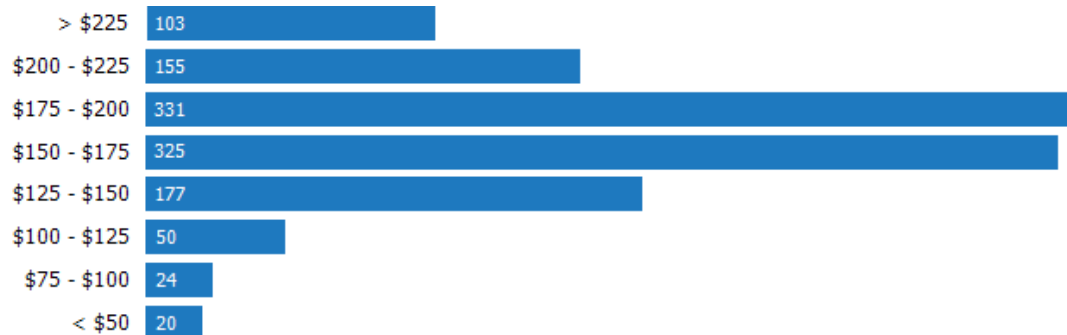
Price per Square Foot of Homes Sold

This chart shows the distribution of homes reported sold in the past six months at different prices per square foot (living area sourced from public records).

Data Source: Public records data

Update Frequency: Monthly

■ Sales Count By Price Per Sq Ft



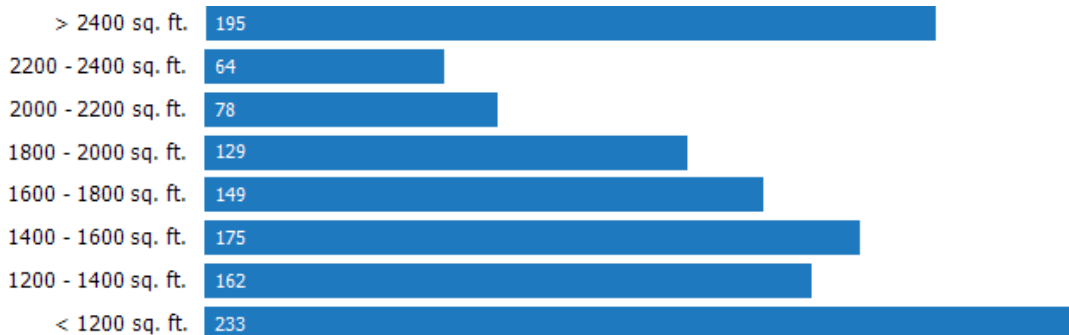
Size of Homes Sold

This chart shows the distribution of homes reported sold in the past six months of different sizes in the area of your search.

Data Source: Public records data

Update Frequency: Monthly

■ Sales Count By Living Area



Age Range of Homes Sold

This chart shows the distribution of homes reported sold in the past six months of different age ranges in the area of your search.

Data Source: Public records data

Update Frequency: Monthly

■ Sales Count by Age of House



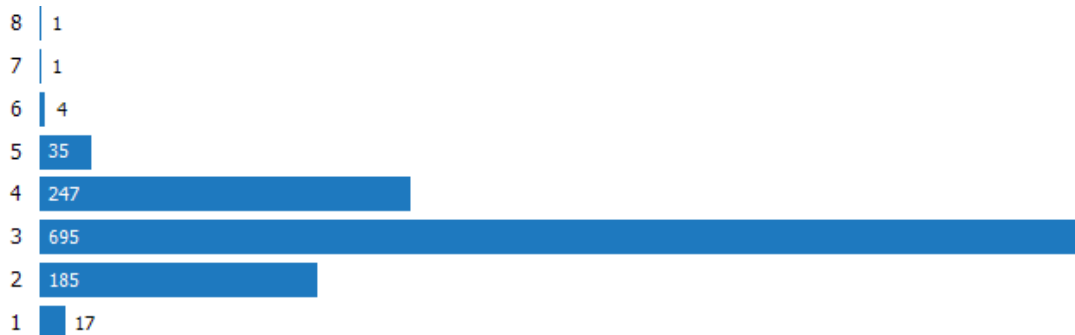
Number of Bedrooms in Homes Sold

This chart shows the distribution of homes reported sold in the past six months, according to the number of bedrooms, in the area of your search.

Data Source: Public records data

Update Frequency: Monthly

■ Sales Count by Bedroom



©2020 Century 21 Real Estate LLC. All rights reserved. CENTURY 21®, the CENTURY 21 Logo and C21® are registered service marks owned by Century 21 Real Estate LLC. Century 21 Real Estate LLC fully supports the principles of the Fair Housing Act and the Equal Opportunity Act. Each office is independently owned and operated. The programs described herein are available through participating offices and do not require the listing or purchase of real estate through a franchised office as a condition of participation. This promotion is void where prohibited. A consumer purchase of a product or service may result in the seller or service provider paying a fee or commission to the affiliated sales associate or broker who obtained the sale. All products and services are provided by the applicable service provider described herein. Neither Century 21 Real Estate LLC nor any of its respective franchisees or affiliated companies is providing any product or service in connection with the product or service described herein. Not all products and services are available in all states. Century 21 Real Estate LLC and its affiliates may receive compensation or other benefits, including goods and services, provided in connection with this promotion. Each affiliated sales associate and broker is responsible for complying with any consumer disclosure laws or regulations arising from participation in this program.